



Customer name: -
Customer number: -
Country: The Netherlands
Language: English

Project Name: -
Project Number: -
Product: CONNECTION BOX SECA Ex II 2D
Item number: E0105517
ATEX: ATEX II 2D Ex tb IIIC T80°C Db

Designer: MV	Supply Voltage: 24VDC
Design date: 7-1-2019	Nominal Power: ..kW
Revision number: D	Max. supply Current: 2A
Status: Standard	Control Voltage: 24VDC

Total pages: 012

Prev. sheet:

Next Sheet: 002

Designer: MV
Design date: 7-1-2019
Rev. nr.: D
Status: Standard

Project name : -
Project number : -
Customer: -
Customer number: -



Product: CONNECTION BOX SECA Ex II 2D
Item number: E0105517
Doc. number: E0105517_Page-001.dwg

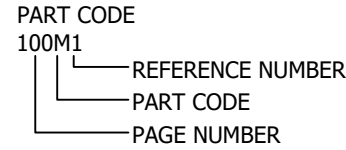
Drawing descr.: Front page

Sheet: 001
Inst.:
Loc.:

General specifications

PAGE NUMBERING	
1	Front page
2	Project specifications
10	Drawing list
100	Main circuit
150	Power supplies
200	Control circuit
300	-
400	PLC overview
500	PLC I/O
600	-
700	-
800	Spare connections
900	Bill of material
910	Components list
950	Terminal plan

TERMINAL NUMBERING	
X0	Main supply
X1	Main power
X2	Control voltage 230VAC
X3	Control voltage 24Vac
X4	Control voltage 24Vdc
X5	Analog signals
X6	External supply
X7	EEx i
X8	?
X9	?

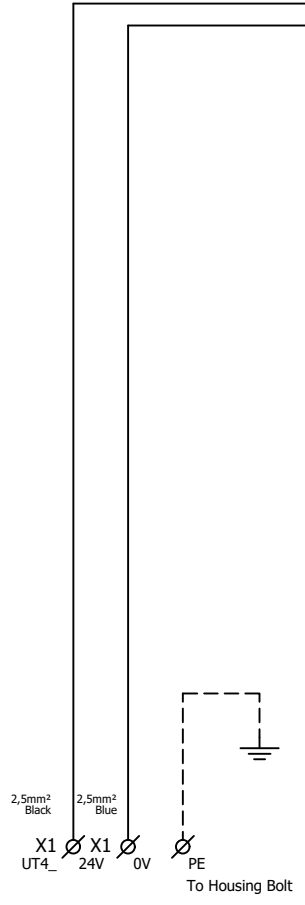


COLOR CODE INTERNAL WIRING		
Main current 400/230V	Phase	Black
	Neutral	Lightblue
	Earth	Yellow/Green
Control voltage 230Vac	Phase	Red
	Switch wire	Red
	Neutral	Red/White
Control voltage 24Vac	Phase (L)	Yellow
	Switch wire	Yellow
	Neutral (N)	Yellow
Control voltage 24Vdc	Phase (+)	Darkblue
	Switch wire	Darkblue
	Neutral (-)	Darkblue/White
Measurement		Grey
External supply (Potential free contacts)		Orange
EEx i		Blue

Drawing list

Installation	Location	Page	Description 1	Description 2	Description 3
		001	Front page		
		002	Project specification		
		010	Drawing list		
		100	Main Switch		
		500	I/O Digital inputs	Digital inputs	
		501	I/O Digital inputs	Digital inputs	
		503	I/O Digital outputs	Digital outputs	
		800	Spare connections		
		900	Bill of material		
		910	Components list		
		950	Terminal plan		
		990	Text plate		

24VDC 500.0
 0VDC 500.0



Control Power
 24VDC
 Fuse max. 2A

Designer: MV
 Design date: 7-1-2019
 Rev. nr.: D
 Status: Standard

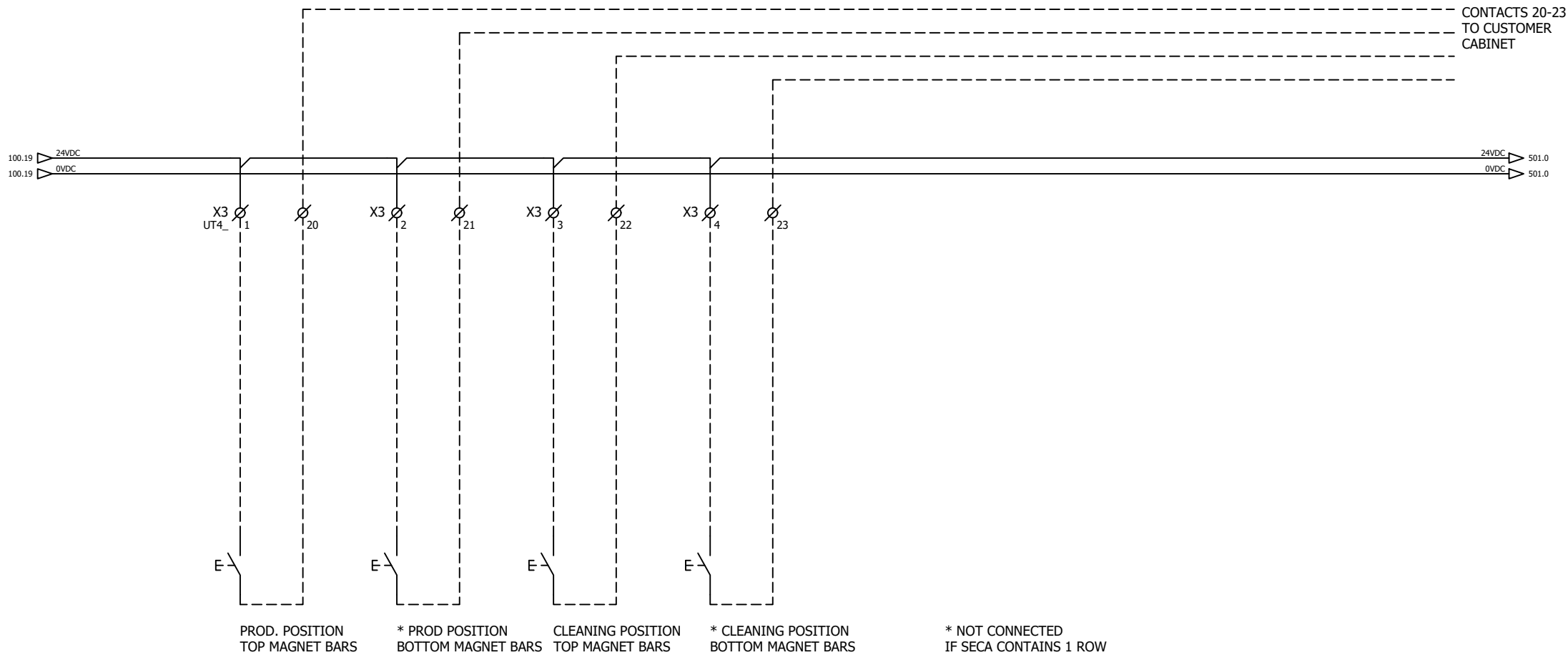
Project name : -
 Project number : -
 Customer: -
 Customer number: -

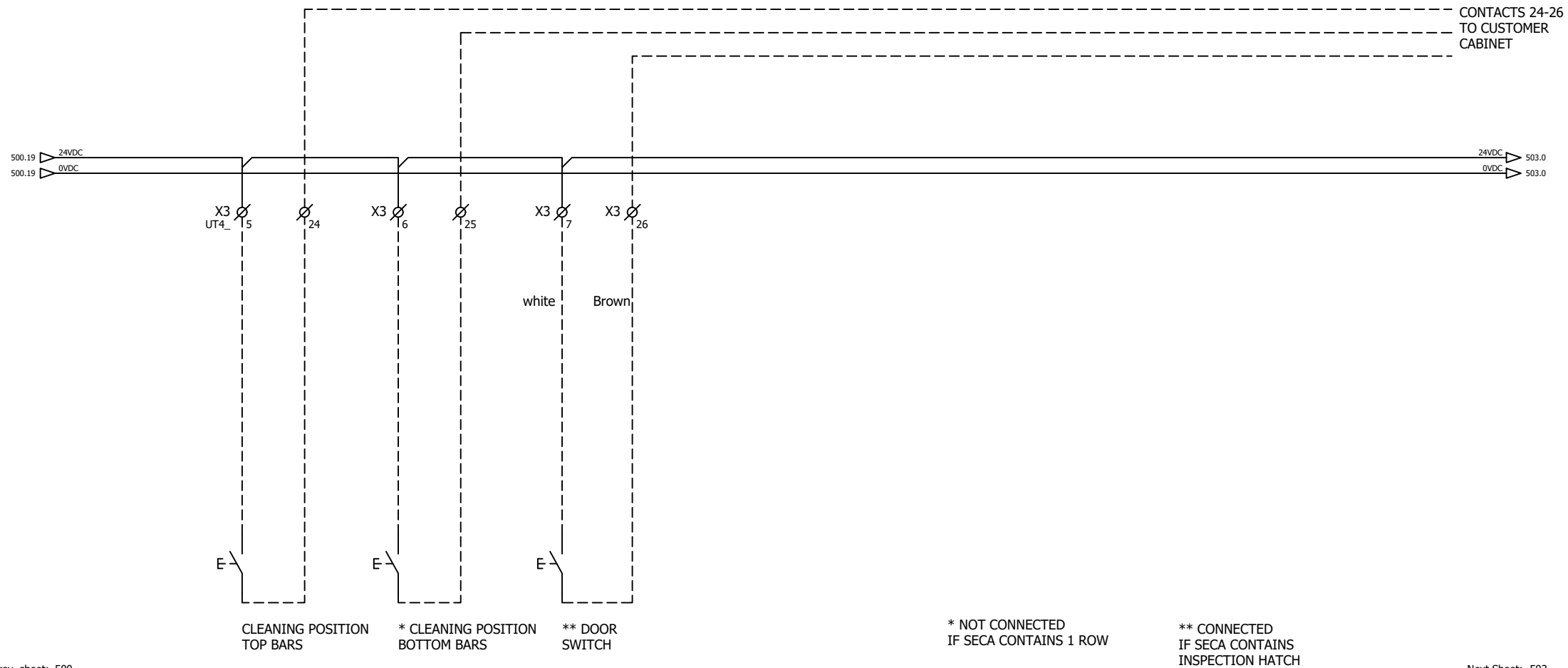


Product: CONNECTION BOX SECA Ex II 2D
 Item number: E0105517
 Doc. number: E0105517_Page-100.dwg

Drawing descr.: Main Switch

Sheet: 100
 Inst.:
 Loc.:





CLEANING POSITION
TOP BARS

* CLEANING POSITION
BOTTOM BARS

** DOOR
SWITCH

* NOT CONNECTED
IF SECA CONTAINS 1 ROW

** CONNECTED
IF SECA CONTAINS
INSPECTION HATCH

Prev. sheet: 500

Next Sheet: 503

Designer: MV
Design date: 7-1-2019
Rev. nr.: D
Status: Standard

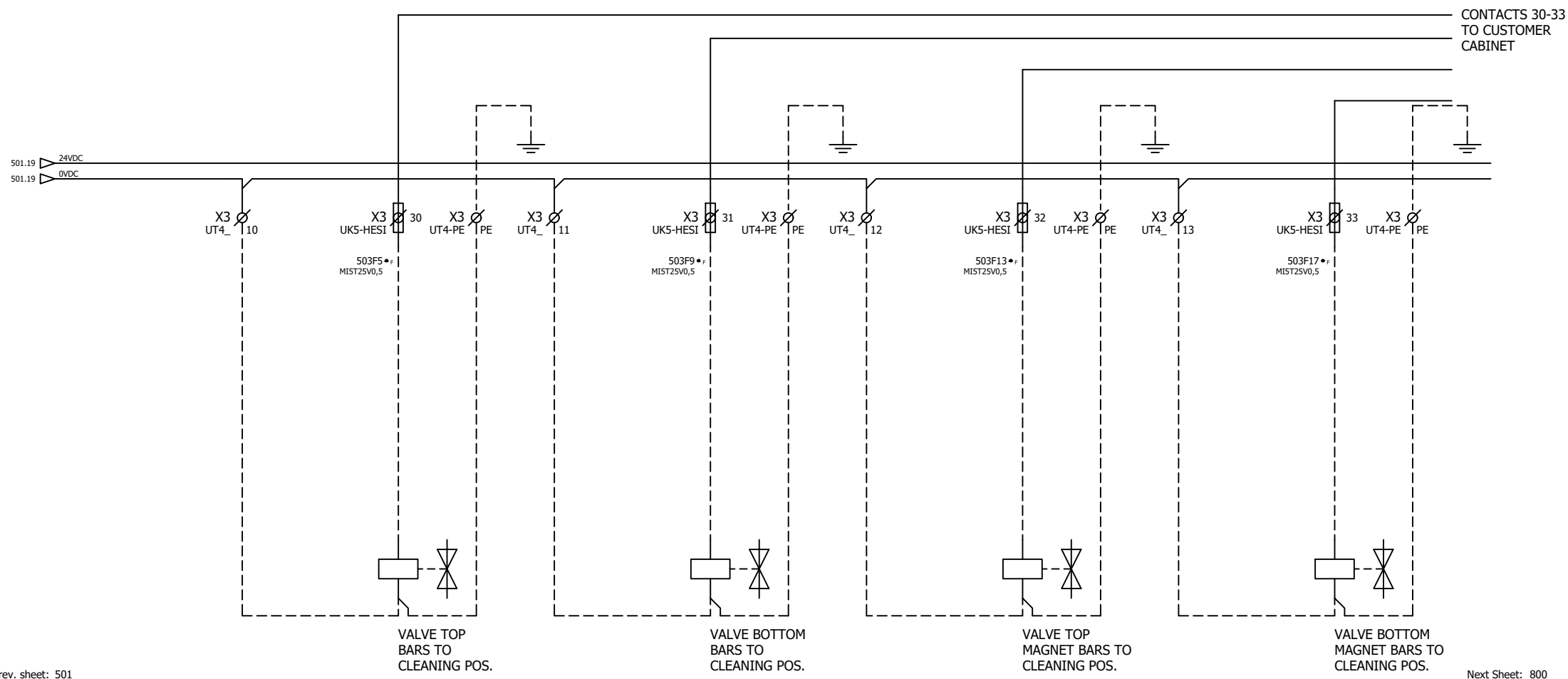
Project name : -
Project number : -
Customer: -
Customer number: -



Product: CONNECTION BOX SECA Ex II 2D
Item number: E0105517
Doc. number: E0105517_Page-501.dwg

Drawing descr.: I/O Digital inputs
Digital inputs

Sheet: 501
Inst.:
Loc.:



Prev. sheet: 501

Next Sheet: 800

Designer: MV
Design date: 7-1-2019
Rev. nr.: D
Status: Standard

Project name : -
Project number : -
Customer: -
Customer number: -



Product: CONNECTION BOX SECA Ex II 2D
Item number: E0105517
Doc. number: E0105517_Page-503.dwg

Drawing descr.: I/O Digital outputs
Digital outputs

Sheet: 503
Inst.:
Loc.:

Designer: MV
Design date: 7-1-2019
Rev. nr.: D
Status: Standard

Project name : -
Project number : -
Customer: -
Customer number: -



Product: CONNECTION BOX SECA Ex II 2D
Item number: E0105517
Doc. number: E0105517_Page-800.dwg

Drawing descr.: Spare connections

Sheet: 800
Inst.:
Loc.:

Bill of Material

#	Item number	Manufacturer	Product Code	Custom code	Description
4	EIHF610212	FERRAZ	F219747Q	MIST25V0,5	SLOW ACTING 5X20mm 0,5A
3	EI0M320004	PHOENIX	3036932	FBS2-6 BU	PLUG-IN BRIDGE, 2 POLES, PITCH 6.2MM, WIDTH 10.7MM, BLUE
1	EI0M100002	PHOENIX	3022218	CLIPFIX 35	END CLAMB FOR 35MM DIN RAIL, CLIPFIX 35
4	EI0M040000	PHOENIX	3047028	D-UT 2-5-10	END COVER FOR UT 2,5-10 TERMINALS
4	EI0J010002	PHOENIX	3004100	UK5-HESI	FUSE HOLDER 5 X 20-25-30MM
20	EI0J020002	PHOENIX	3044102	UT4_	1 LEVEL - SCREW 0.14 - 6mm²
5	EI0J320000	PHOENIX	3044128	UT4-PE	1 LEVEL - SCREW, GROUND, 0.14 - 6mm²
6	EI0M320003	PHOENIX	3030336	FBS2-6	PLUG-IN BRIDGE, 2 POLES, PITCH 6.2MM, WIDTH 10.7MM, RED
1	E0078679	_Unknown	X	SEE PAGE 990 FOR DETAILS	SEE E-DWG PAGE 990 FOR DETAILS

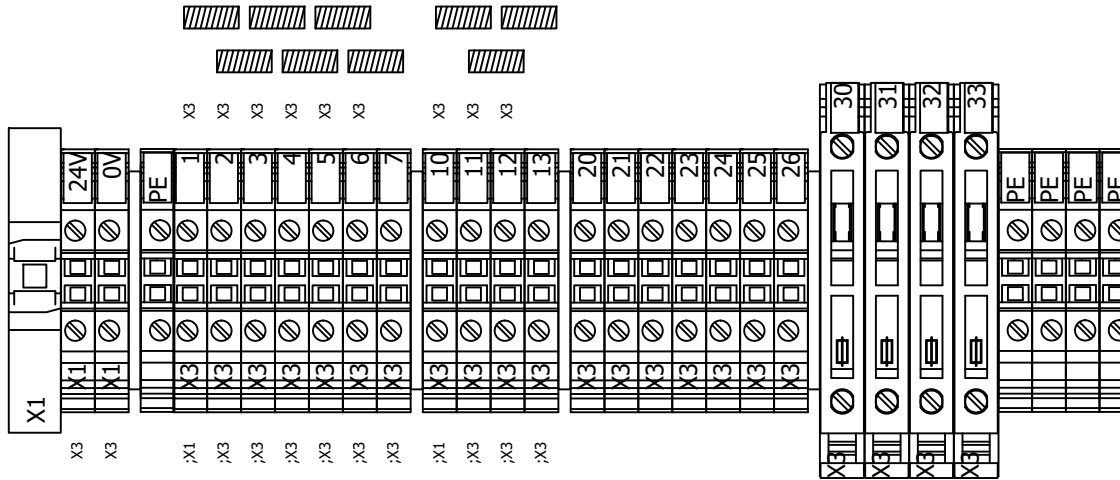


Components list

Component code	Item number	Manufacturer	Product Code	Custom code	Description
503F13	EIHF610212	FERRAZ	F219747Q	MIST25V0,5	FUSE MIST25V0,5 FERRAZ
503F17	EIHF610212	FERRAZ	F219747Q	MIST25V0,5	FUSE MIST25V0,5 FERRAZ
503F5	EIHF610212	FERRAZ	F219747Q	MIST25V0,5	FUSE MIST25V0,5 FERRAZ
503F9	EIHF610212	FERRAZ	F219747Q	MIST25V0,5	FUSE MIST25V0,5 FERRAZ
990TEXTPLATE2	E0078679	_UNKNOWN	X	SEE PAGE 990 FOR DETAILS	TEXT PLATE SEE PAGE 990 FOR DETAILS



Terminals
inside
Connection box
E0105517




- X1 EP1 D-UT 2-5-10
- X1 ES1 CLIPFIX 35

- X3 EP2 D-UT 2-5-10
- X3 EP3 D-UT 2-5-10
- X3 EP4 D-UT 2-5-10

- X3+ FBS1 FBS2-6
- X3+ FBS2 FBS2-6
- X3+ FBS3 FBS2-6
- X3+ FBS4 FBS2-6
- X3+ FBS5 FBS2-6
- X3+ FBS6 FBS2-6
- X3- FBS1 FBS2-6 BU
- X3- FBS2 FBS2-6 BU
- X3- FBS3 FBS2-6 BU

990TEXTPLATE2



- CE sticker Bartec