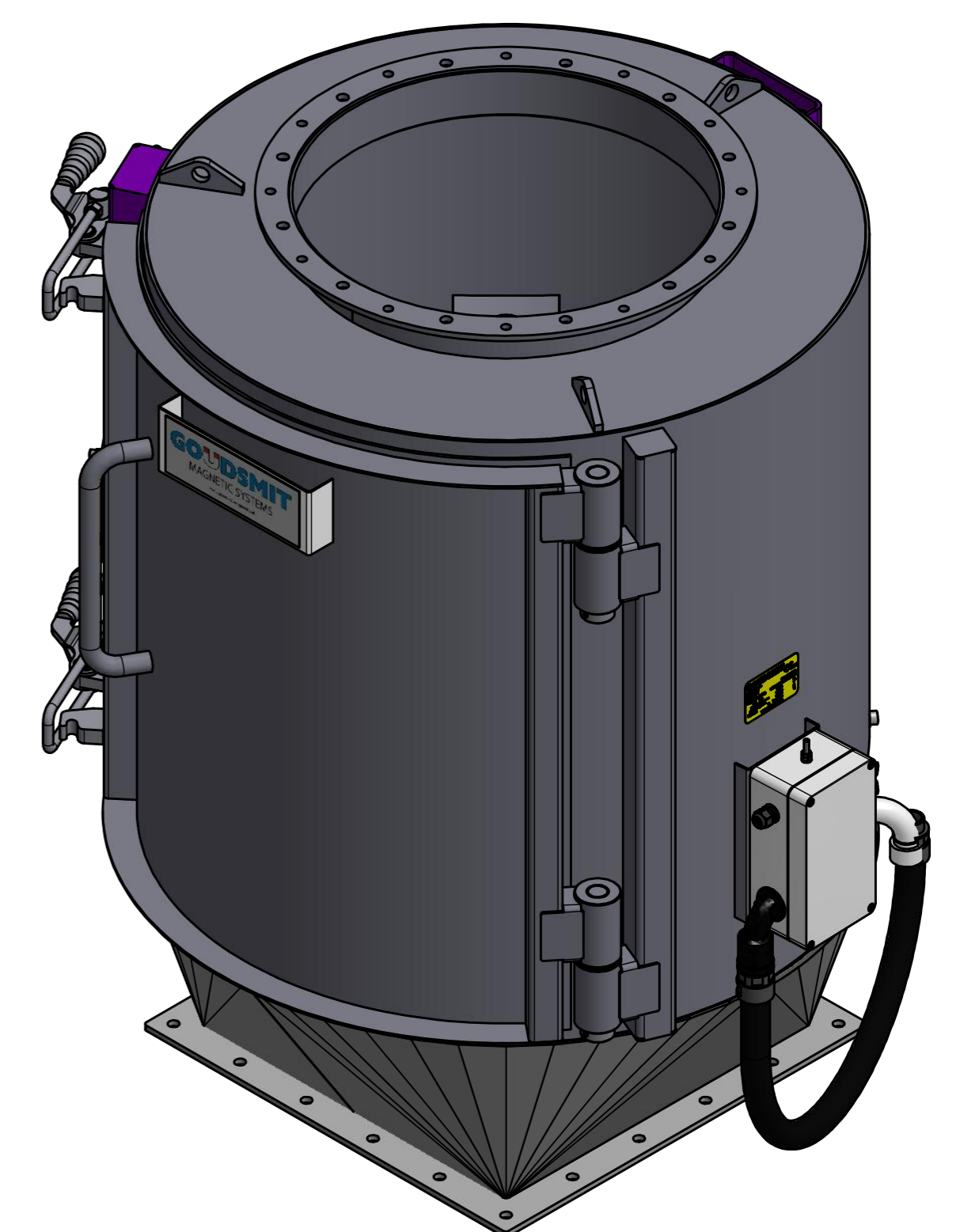
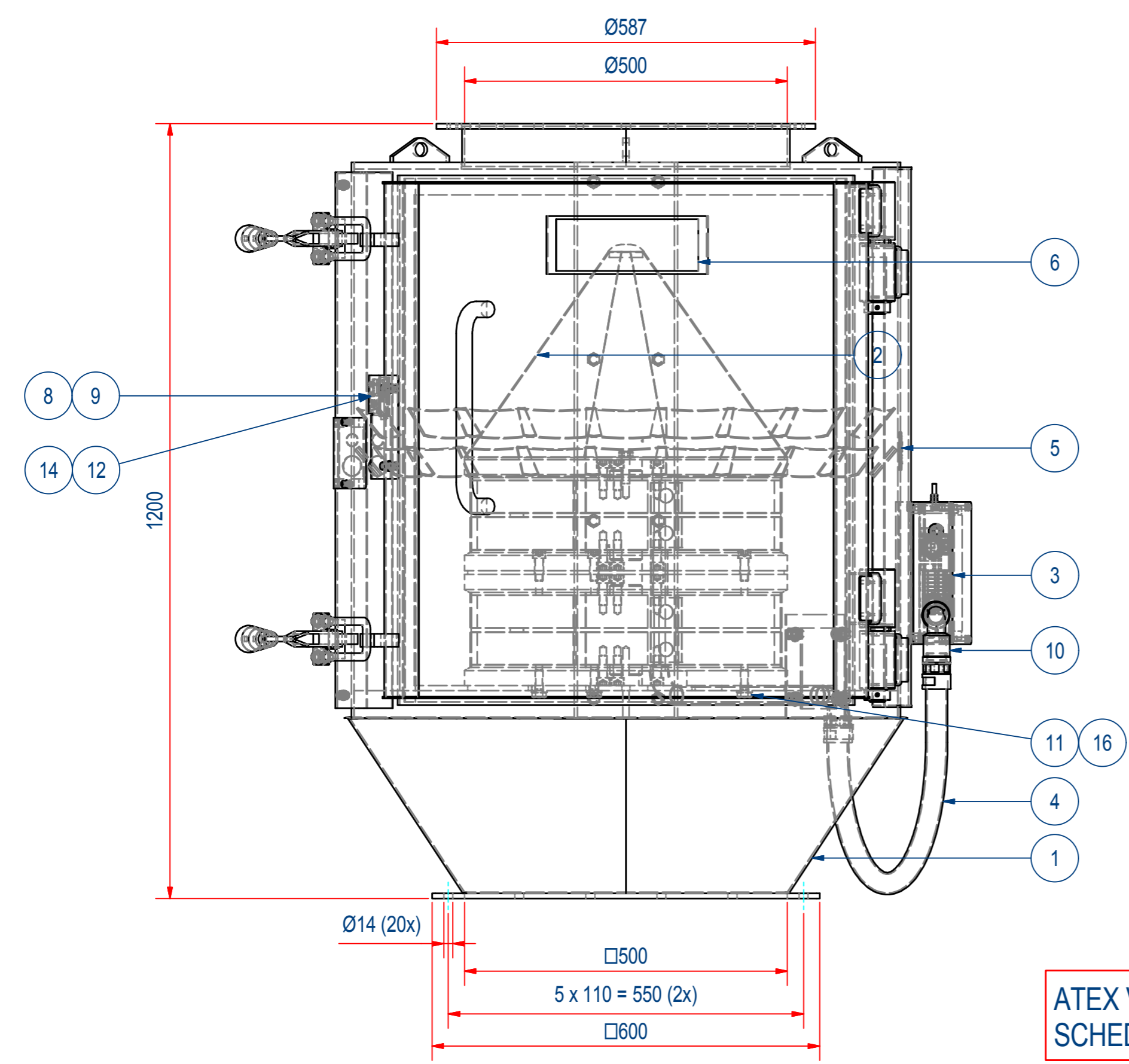
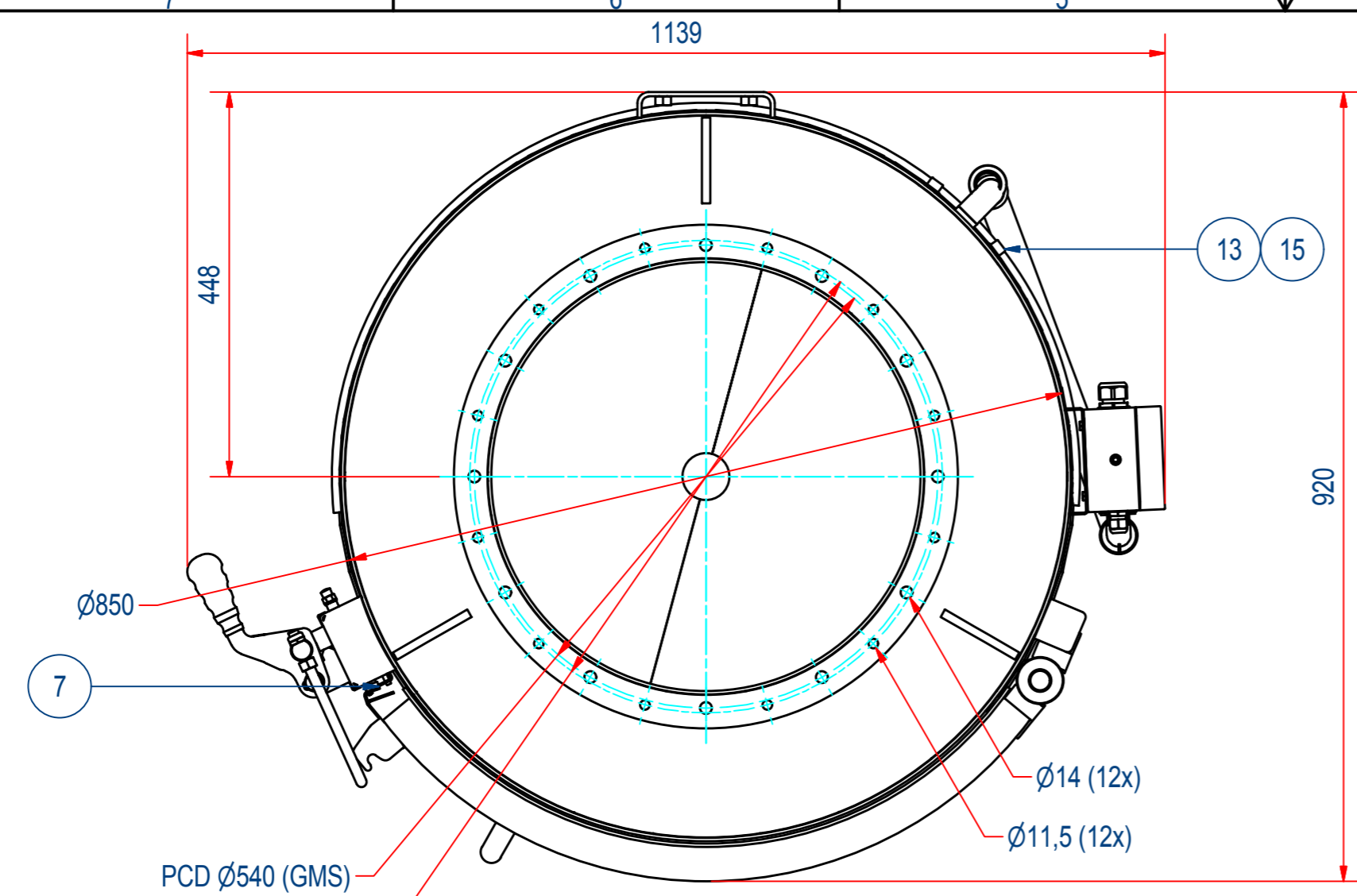


REV	DATE	BY	DESCRIPTION
-	7-1-2014	AvD	ORIGINAL INVENTOR DRAWING
A	3-6-2014	CR	HEIGHT CHANGED: 1200MM WAS 1300MM
B	22-5-2015	CR	FLEX CONNECT M32x1,5 ADDED



ITEM	QTY	PART NUMBER	DESCRIPTION	Dimensions
10	1	EIYT083270	FLEX CONNECT M32x1.5 ELB EX	
16	3	70.0200012	WASHER M 12- A2	M 12
15	4	70.0200010	WASHER M 10- A2	M 10
14	2	60.0200003	NUT, HEX M3 - A2	M3
13	4	51.0210020	SCREW, HEX SH M10 x 20 - A2	M10 x 20
12	4	51.0203012	SCREW, HEX SH M3 x 12 - A2	M3 x 12
11	3	50.1212035	BOLT, HEX M12x35 - A2	M12x35
9	1	EITA542000	MAGNET for PSS P3000100	
8	1	EITA042000	CODED MAGNETIC SWITCH II2GD	
7	1	E0011344	MAGN SWITCH COVER	
6	1	E0011316	NAME PLATE 220x80	
5	1	M60398	SPAx ATEX MARKING ExII1/2D	
4	1	A110077	CONDUIT EM3-8 Ex	
3	1	SCBTP00004	TERMINAL BOX EM3-8 EX	
2	1	SPAK005066	SPA-6-CORE-60-Ex	
1	1	SPME001066	HOUSE EM6 70° IN-OUTLET Ø500-V500	

RAW MAT.	QTY	MAT. NUMBER	MAT. DESCRIPTION	LENGTH (mm)	WIDTH (mm)
1	1				

Sheet: A2	Extra info:	General tolerance: ISO 2768 - mK
Drawn: CR	Weight (kg): 515,805	Drawn according: ISO268; ISO1101; ISO2553
Date: 4-12-2013		Status: Standard
Spare part: False		Customer reference number:
Quick search: EM6 EX	Goudsmit MAGNETIC SYSTEMS	File number: SPAE000066
Description: SPA-6-B-FI-OS-ST-Ex-D-B	<small>© All rights reserved. Reproduction is not permitted without written permission of GOUDSMIT Magnetic Systems BV</small>	Rev: B
		Part number: SPAE000066
		Rev: B

ATEX VERSION REFERS TO KEMA SCHEDULED DRAWING NR: M79009