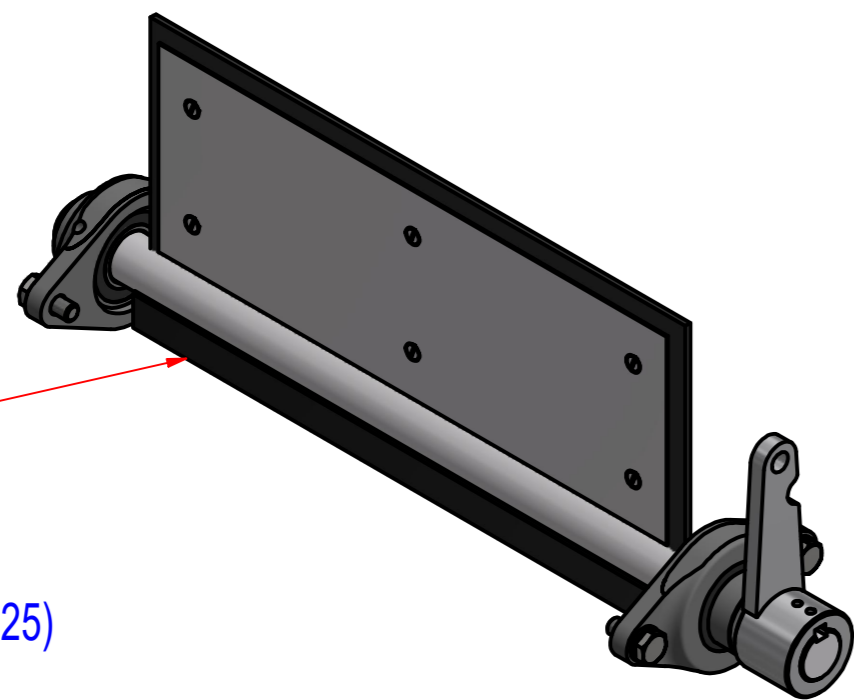
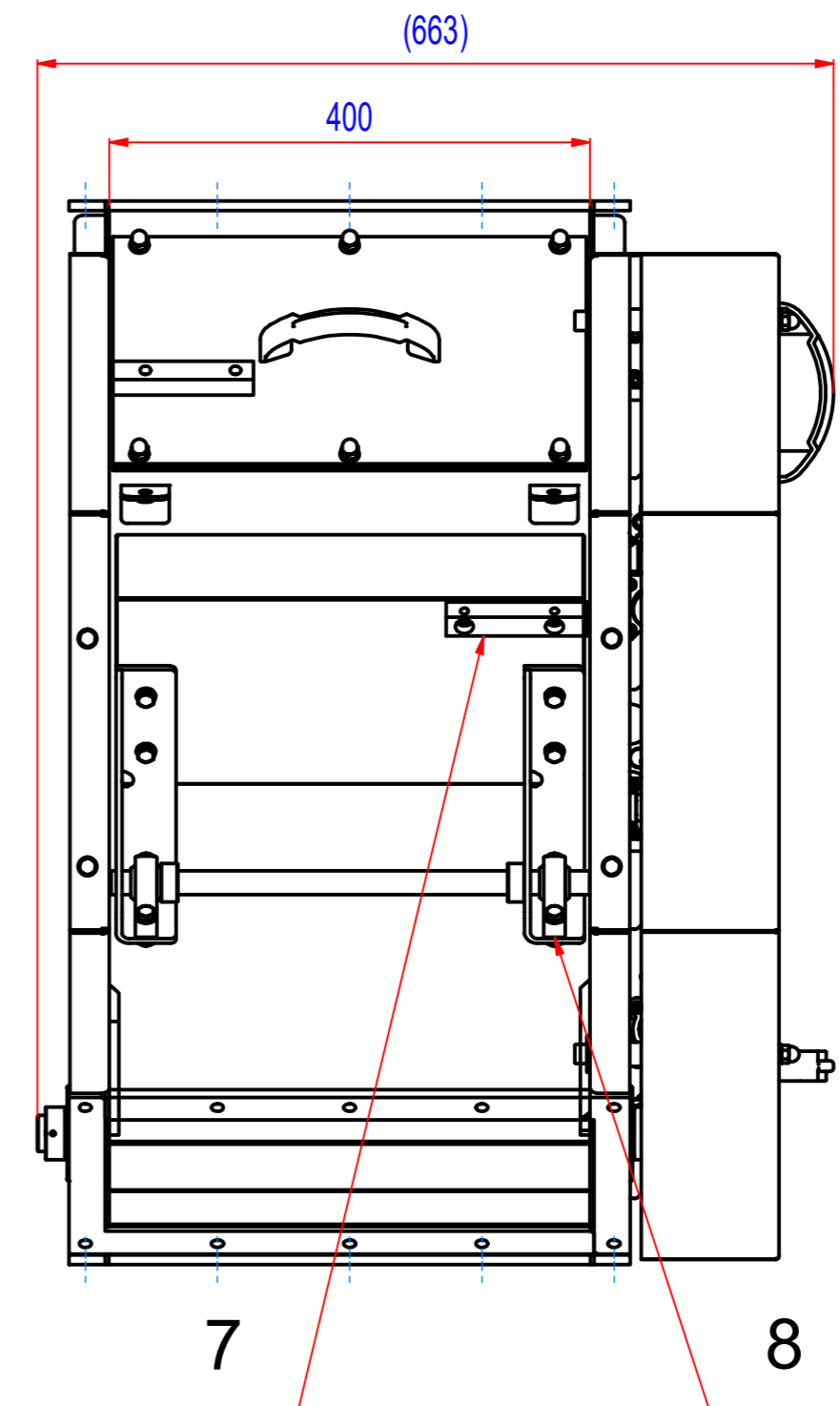
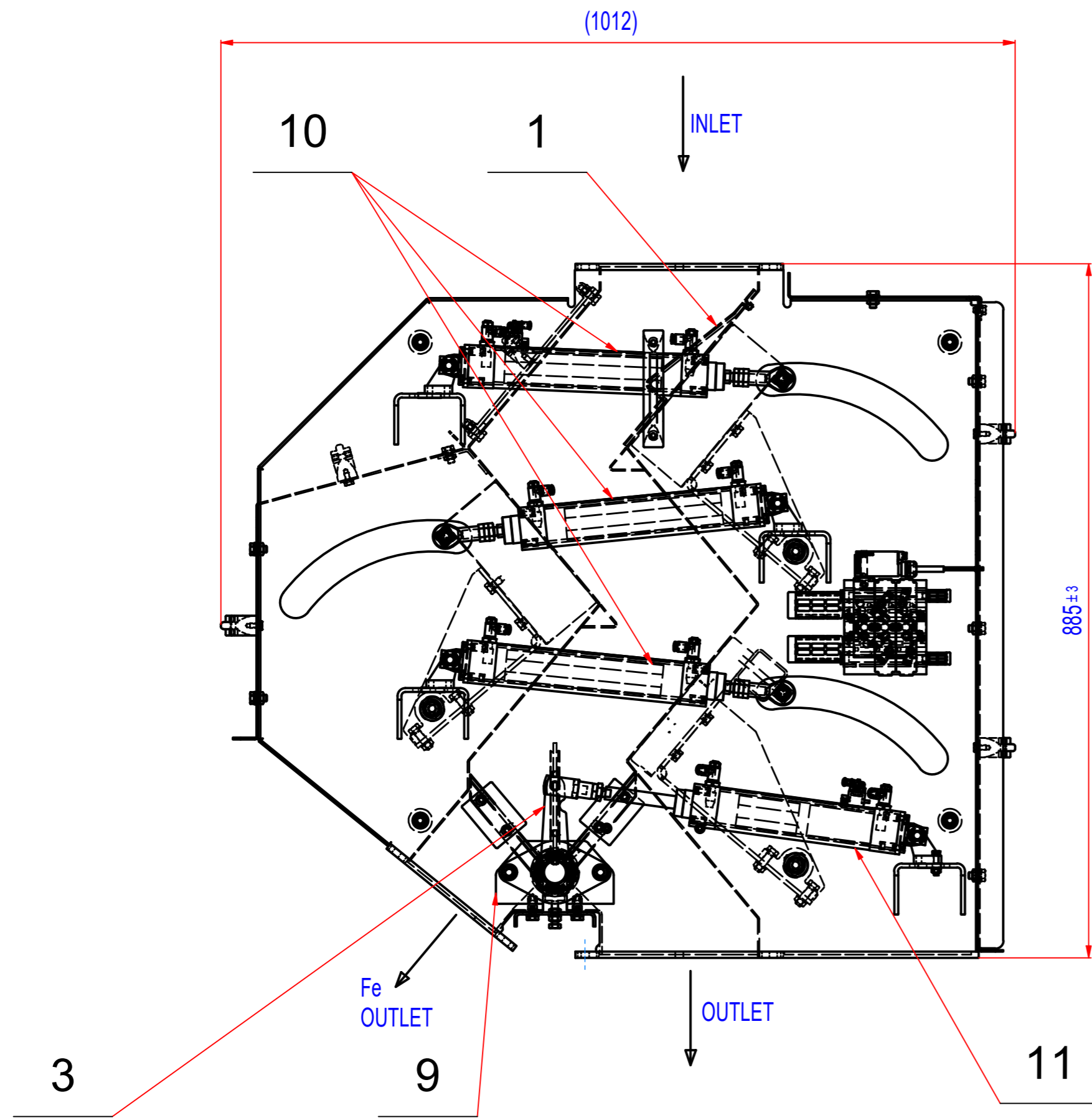


REV	DATE	BY	DESCRIPTION
-	21.02.2020	EN	Ref.: SRKP060035_SP
A	30.08.2021	EN	Divided wedge plate
B	06.12.2021	EN	Valve control lever added to valve assembly



- Valve assembly includes positions:
- 2 - Valve weld assy SRKP040035 (25)
 - 3 - Valve control lever
 - 4 - Valve clamping plate 400
 - 5 - Valve flat rubber plate 400
 - 6 - Valve axle support 400
 - 9 - Bearings assembly PCFT 30
 - 12 - Valve side slat

POZ.	Č. SOUČÁSTI	POPIS	MATERIÁL	HMOT.	MN.
13	A580_050200	Valve assembly			1
12	693_040201	Valve side slat 400	PET plast	0,5	2
11	83_1461995_160	Cylinder DSBC-40-160-PPSA-N3EX4		1	1
10	83_1461995_200	Cylinder DSBC-40-200-PPSA-N3EX4		1	3
9	15_4100206	Bearings assembly PCFT 30		0,9	2
8	15_9000067	Bearings assembly KSTM-20		0	6
7	693_020001_B	Axle for moving magnet 0400		1	3
6	693_040003	Valve axle support 0400		0,3	1
5	693_040002_B	Valve flat rubber plate		0,2	1
4	693_040001_B	Valve clamping plate 400	AISI304	1,6	1
3	622_040400_B	Valve control lever		0,6	1
2	693_040100_B	Valve weld assy SRKP040035 (25)		6,9	1
1	A580_000100	Wedge plate for SRKP040035 (25) - divided		4,5	1

Sheet: A2	Extra info:	General tolerance: ISO 2768 - cL
Drawn: EN	Weight (kg): 199,1	Drawn according: ISO268; ISO1101; ISO2553
Date: 06.12.2021		Status:
Predecessor: SRKP080035w		Customer reference number:
Quick search:	© All rights reserved. Reproduction is not permitted without written permission of GOUDSMIT Magnetic Systems BV	Product key: SEK-P-0400-3-FN-DC-Ex
Description: Spare parts for cascade magnet pneumatic, 3 steps, W400	Part number: SRKP040035_SP	Rev: B