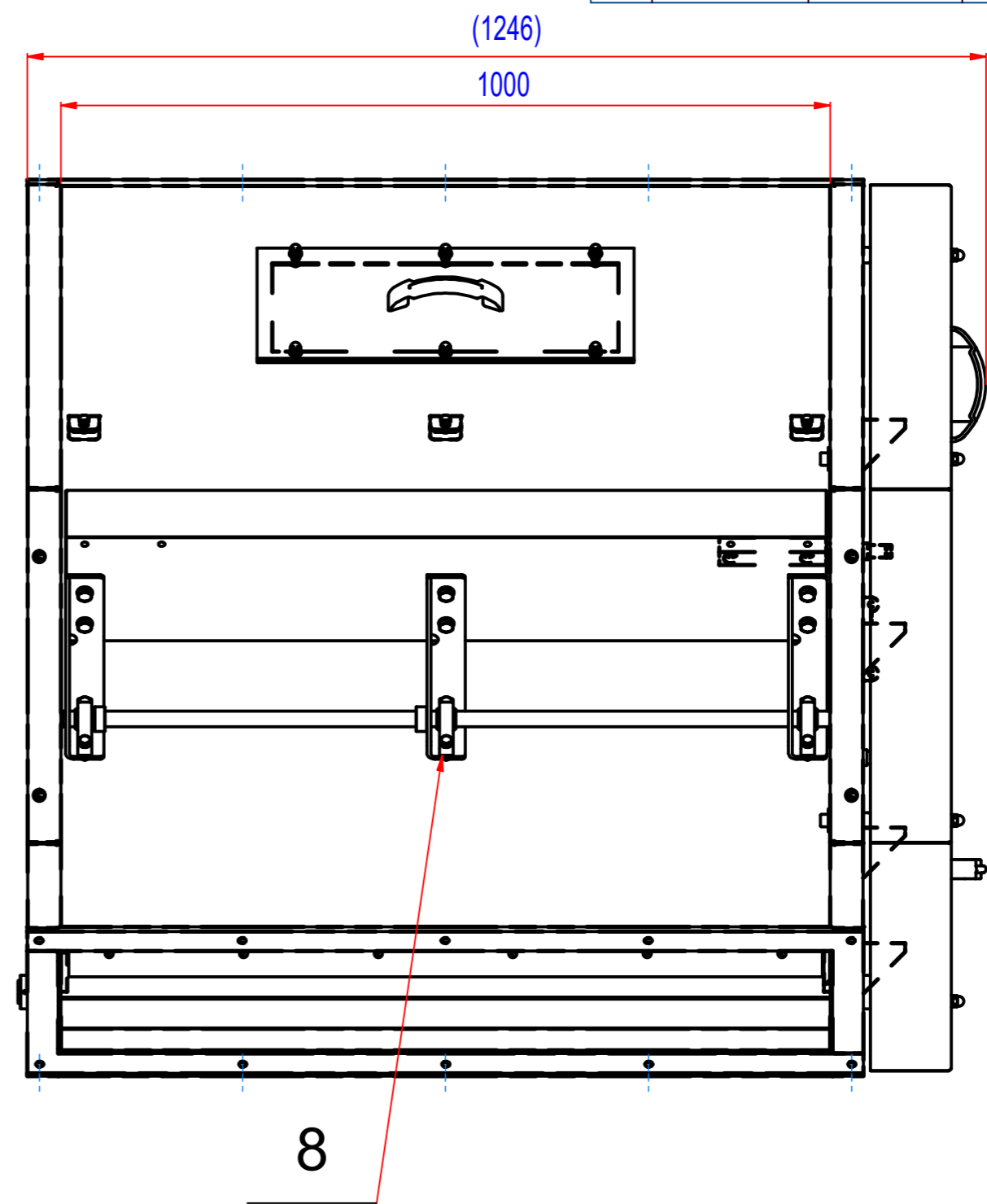
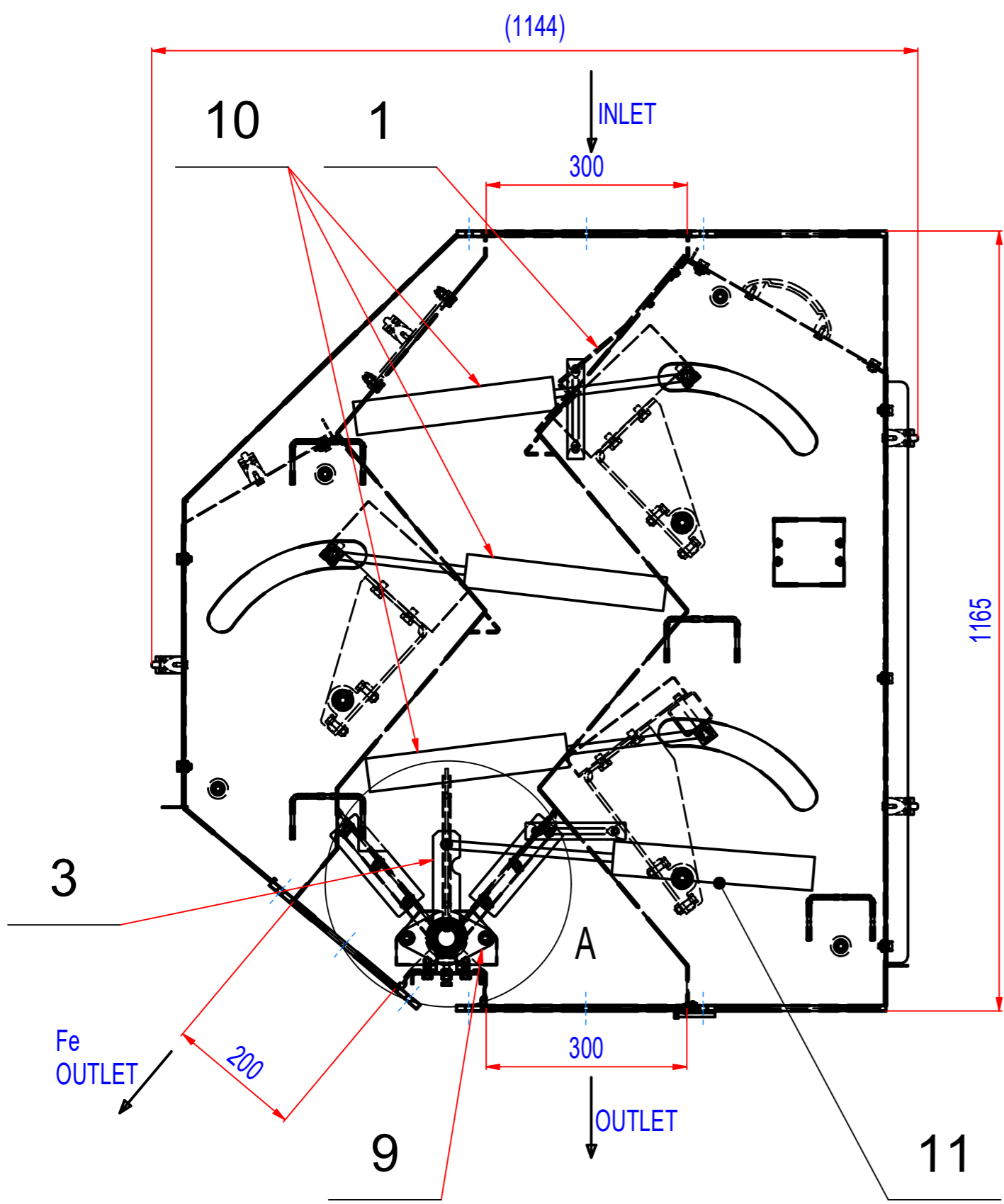
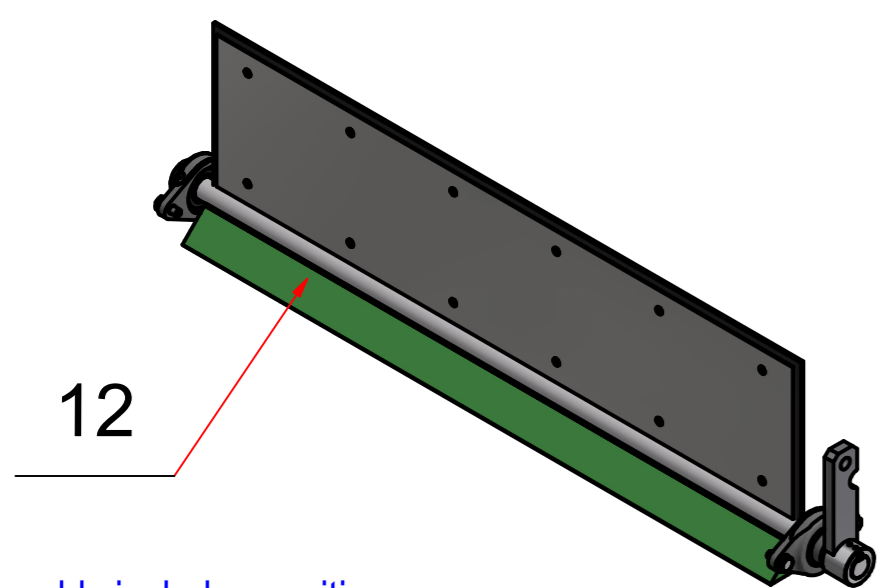
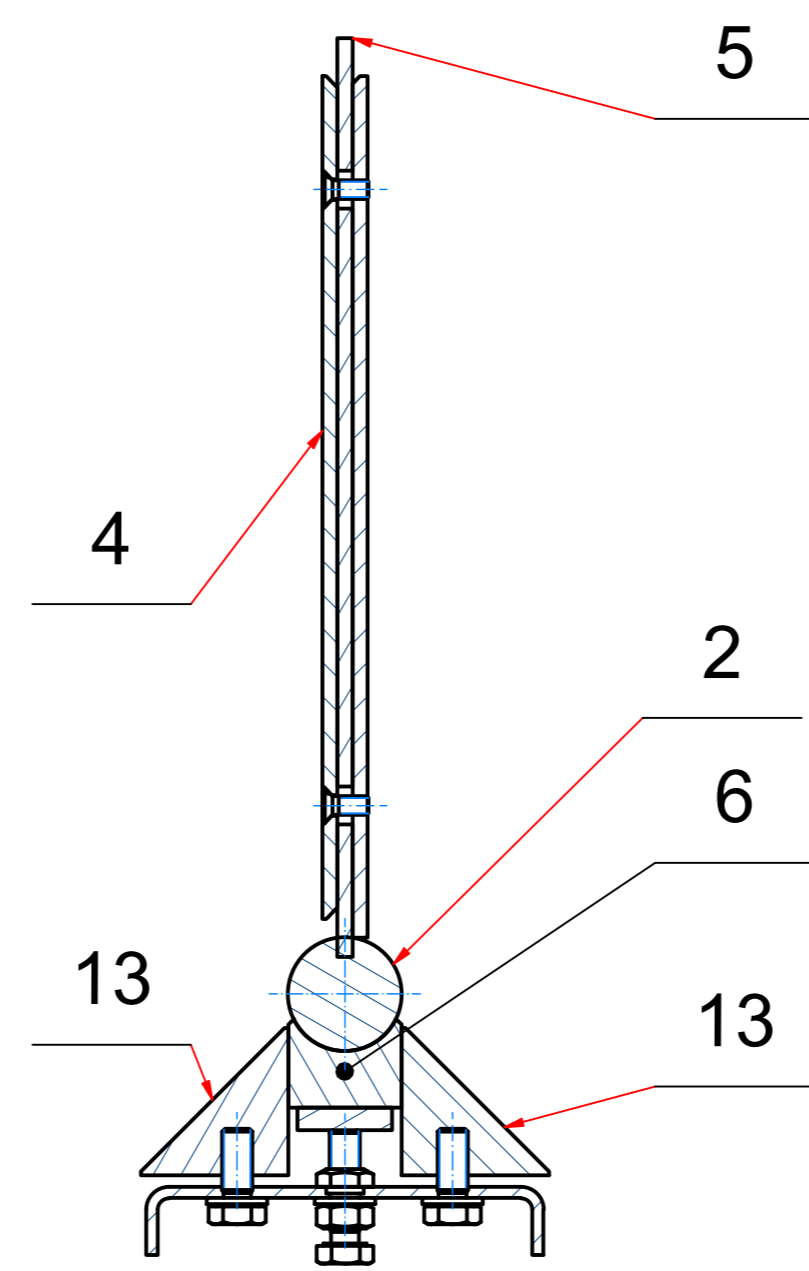


REV	BY	DATE	DESCRIPTION
A	EN	07.05.2021	Divided wedge plate, new number of valve lever and valve veld assy
B	EN	29.11.2021	Valve control lever added to the valve assembly



A(1:2)



- Valve assembly includes positions:
- 2 - Valve weld assy SRKP100035
  - 3 - Valve control lever
  - 4 - Valve clamping plate 1000
  - 5 - Valve flat rubber plate 1000
  - 6 - Valve axle support 1000
  - 9 - Bearings assembly PCFT 30
  - 13 - Valve side slat 1000

POZ.	Č. SOUČÁSTI	POPIS	MATERIÁL	HMOT.	MN.
13	A005_050005	Valve side slat 1000		1,2	2
12	A005_050500	Valve assembly 1000		31	1
11	1463770	Cylinder FESTO DSBC-50-200-PPSA-N3EX4		1,7	1
10	1463475	Cylinder FESTO DSBC-63-200-PPSA-N3EX4		2,2	3
9	15_4100206	Bearings assembly PCFT 30		0,9	2
8	15_9000067	Bearings assembly KSTM-20		0	9
7	D40_020001	Axle for moving magnet 1000-1500	AISI304	0,8	3
6	453_040003	Valve axle support 1000		0,8	1
5	453_040002_B	Valve flat PU plate 1000		0,9	1
4	453_040001_B	Valve clamping plate 1000	AISI304	6,8	1
3	A005_050300	Valve control lever 1000-1500		0,6	1
2	A005_050100	Valve weld assy SRKP100035		13,5	1
1	A005_060100	Wedge plate for SRKP100035 (25) - divided	AISI304	9,6	1

Sheet: A2 Drawn: EN Date: 29.11.2021 Predecessor: SRKP100035w Quick search:	Weight (kg): 441,9  © All rights reserved. Reproduction is not permitted without written permission of GOUDSMIT Magnetic Systems BV	General tolerance: ISO 2768 - cL Drawn according: ISO268; ISO1101; ISO2553 Status: Customer reference number: Product key: SEK-P-1000-3-FN-DC-Ex Part number: SRKP100035 Rev: B
Description: Spare parts for Cascade magnet pneumatic, 3 steps, W1000		