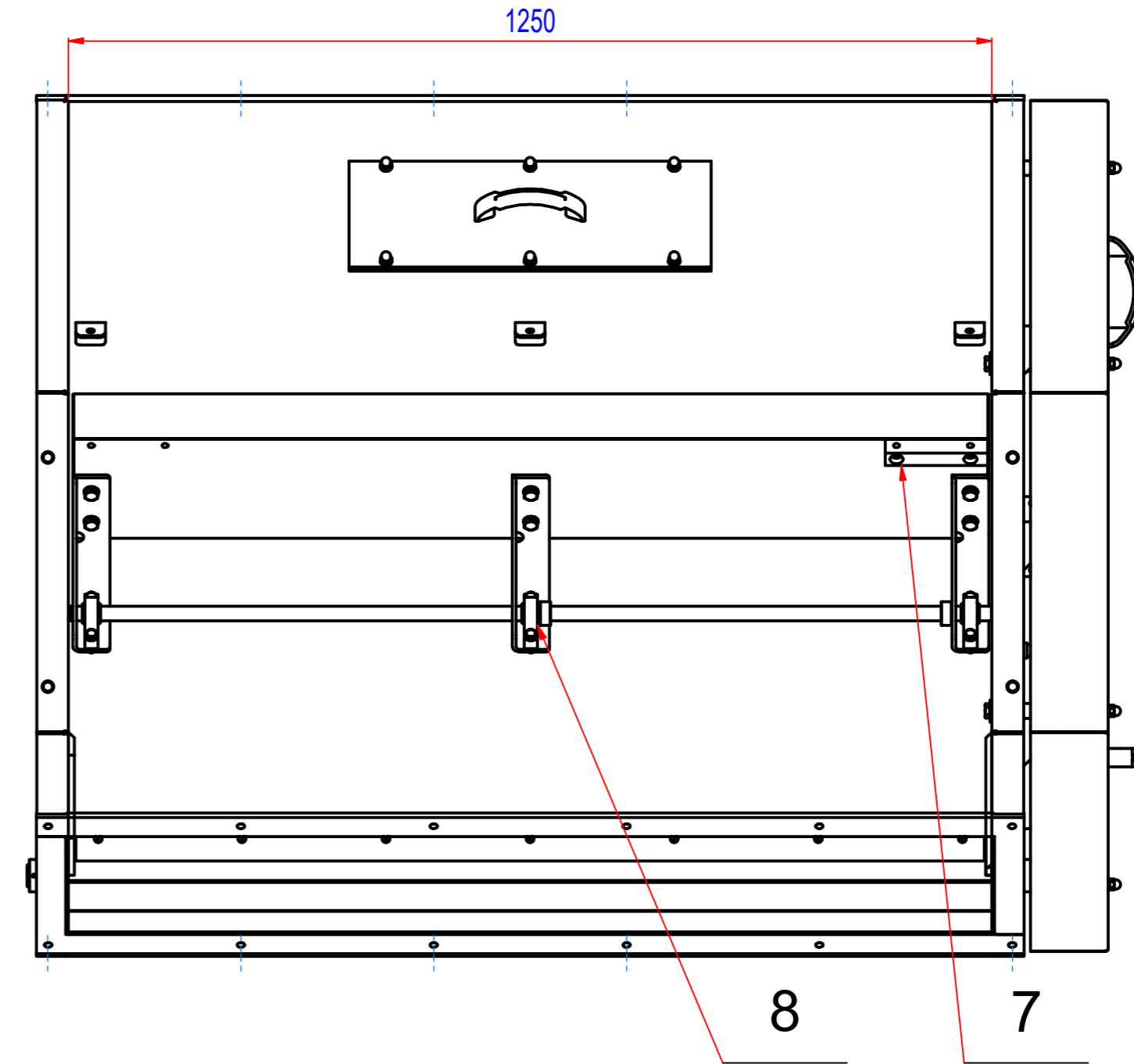
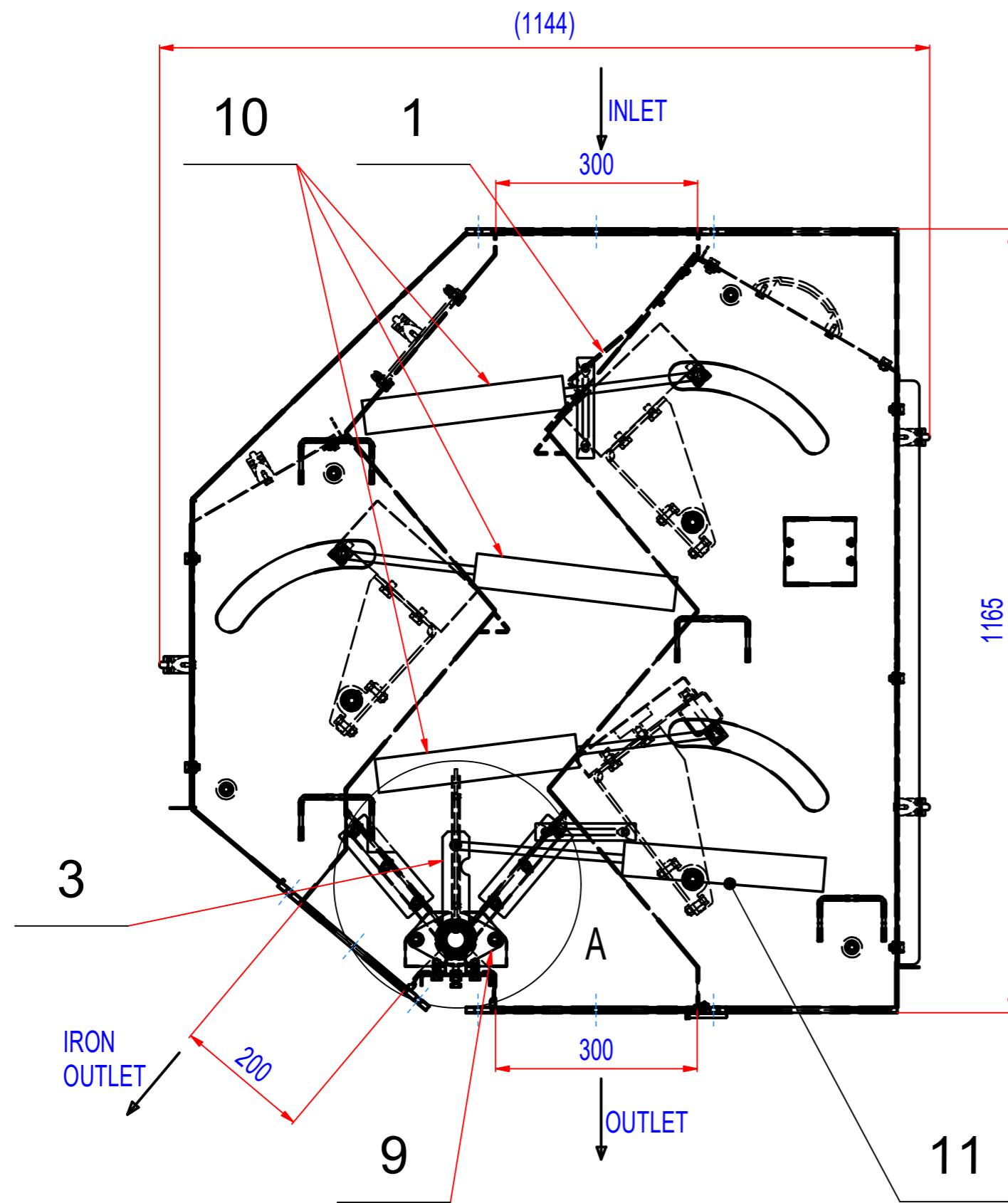
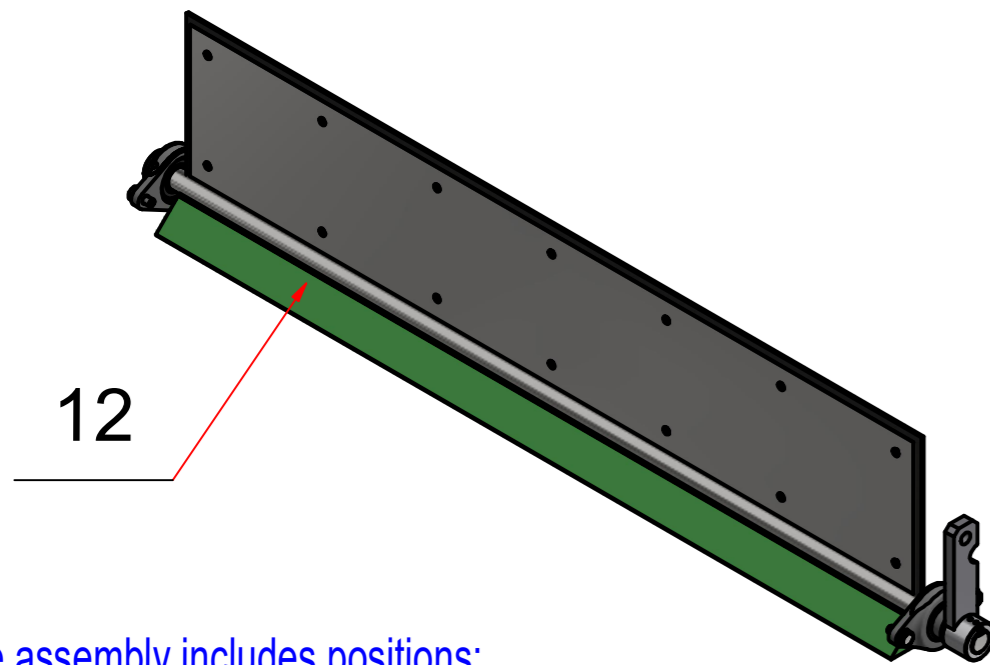
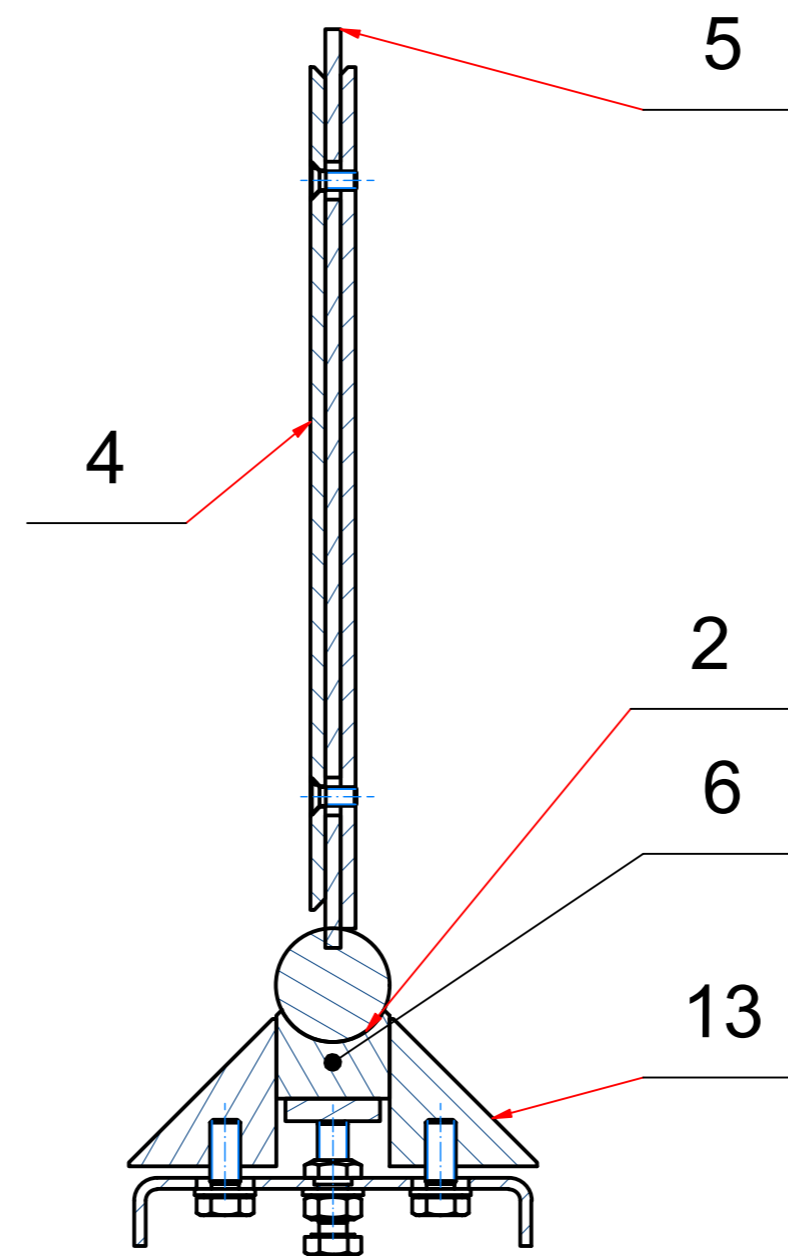


REV	BY	DATE	DESCRIPTION
-	EN	15.07.2020	Standard drawing form
A	EN	10.11.2021	Splitted wedge plate, standard valve control lever, valve control lever added to pos. 12



A(1:2)



Valve assembly includes positions:
 2 - Valve weld assy SRKP125035
 3 - Valve control lever 1000-1500
 4 - Valve clamping plate 1250
 5 - Valve flat rubber plate 1250
 6 - Valve axle support 1250
 9 - Bearings assembly PCFT 30
 13 - Valve side slat

POZ.	Č. SOUČÁSTI	POPIS	MATERIÁL	HMOT.	MN.
13	A144_050005	Valve side slat 1250		1,5	2
12	A144_050200	Valve assembly		31	1
11	1463770	Cylinder FESTO DSBC-50-200-PPSA-N3EX4		1,7	1
10	1463475	Cylinder FESTO DSBC-63-200-PPSA-N3EX4		2,2	3
9	15_4100206	Bearings assembly PCFT 30		0,9	2
8	15_9000067	Bearings assembly KSTM-20		0	9
7	D40_020001	Axle for moving magnet 1000-1500	AISI304	0,8	3
6	750_040002	Valve axle support 1250		1	1
5	493_040002	Valve flat rubber plate 1250		1,1	1
4	838_030001	Valve clamping plate 1250	AISI304	8,5	1
3	A005_050300	Valve control lever 1000-1500		0,6	1
2	838_030100	Valve weld assy SRKP125035		19,6	1
1	A144_000100	Wedge plate for SRKP125035 (25) - divided	AISI304	11,9	1

Sheet: A2	Extra info:	General tolerance: ISO 2768 - cL
Drawn: EN	Weight (kg): 519,9	Drawn according: ISO268; ISO1101; ISO2553
Date: 10.11.2021		Status:
Predecessor: SRKP150035w		Customer reference number:
Quick search: XSKP1250	© All rights reserved. Reproduction is not permitted without written permission of GOUDSMIT Magnetic Systems BV	Product key: SEK-P-1250-3-FN-DC-Ex
Description: Spare parts for Cascade magnet pneumatic, 3 steps, W1250		Part number: SRKP125035 Rev: A