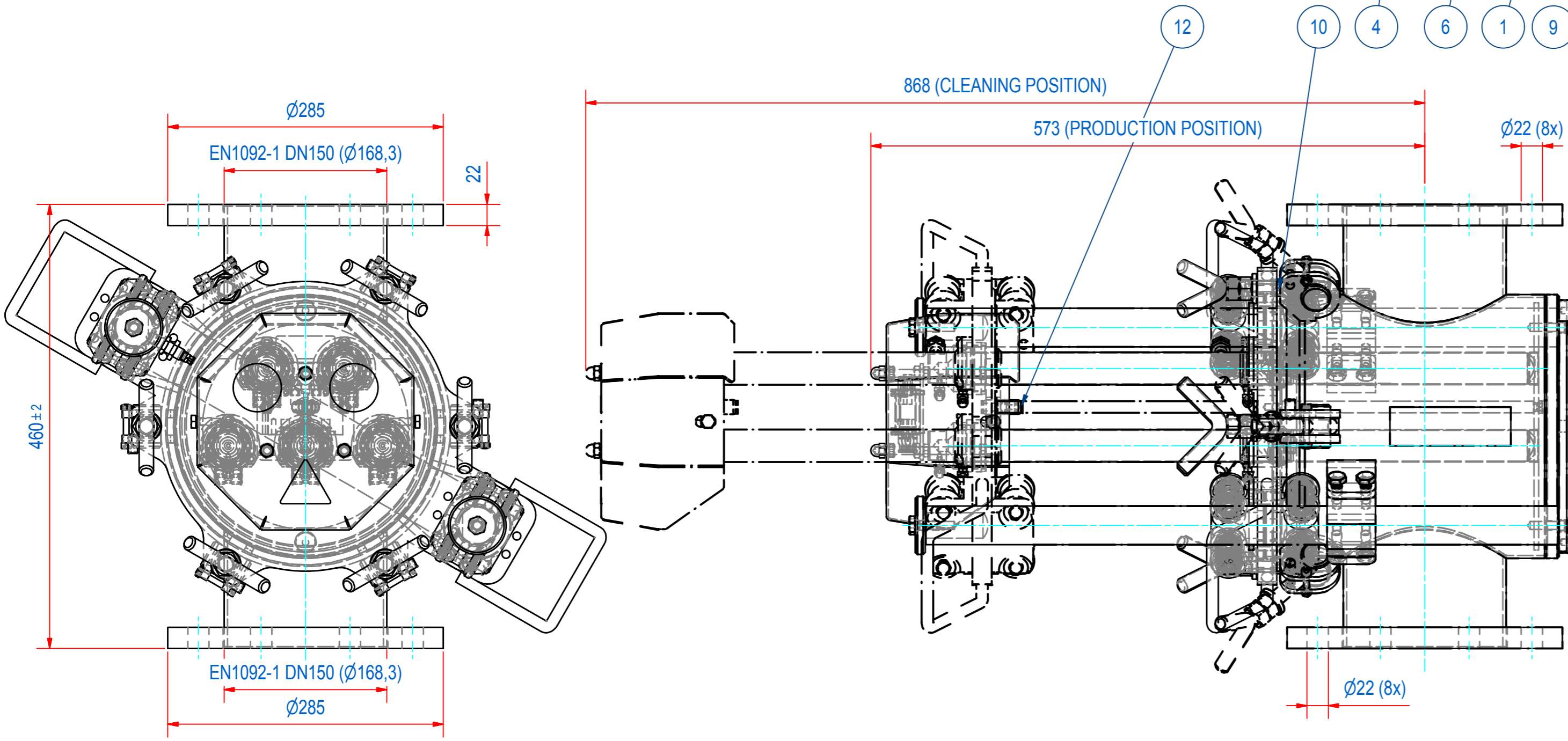
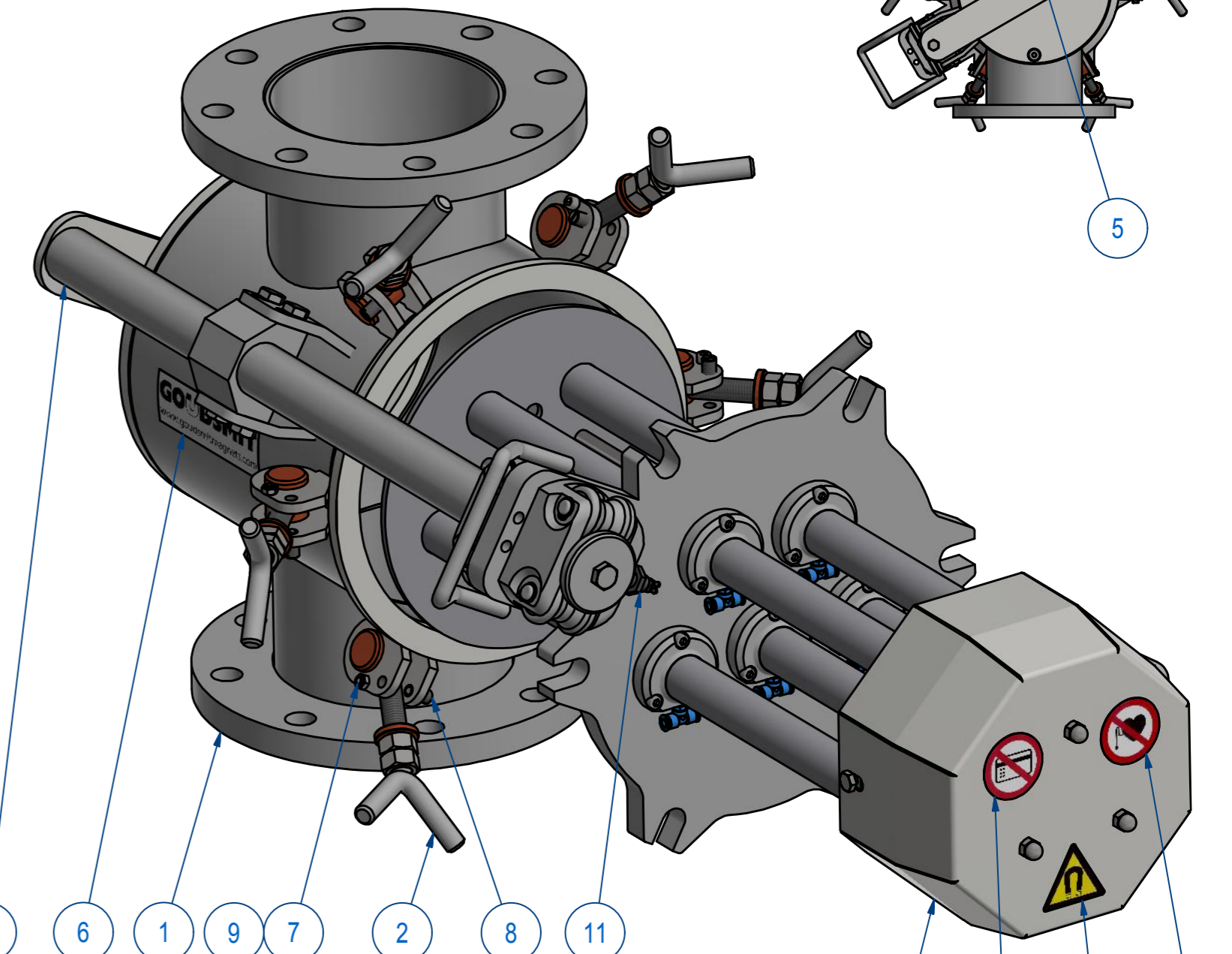
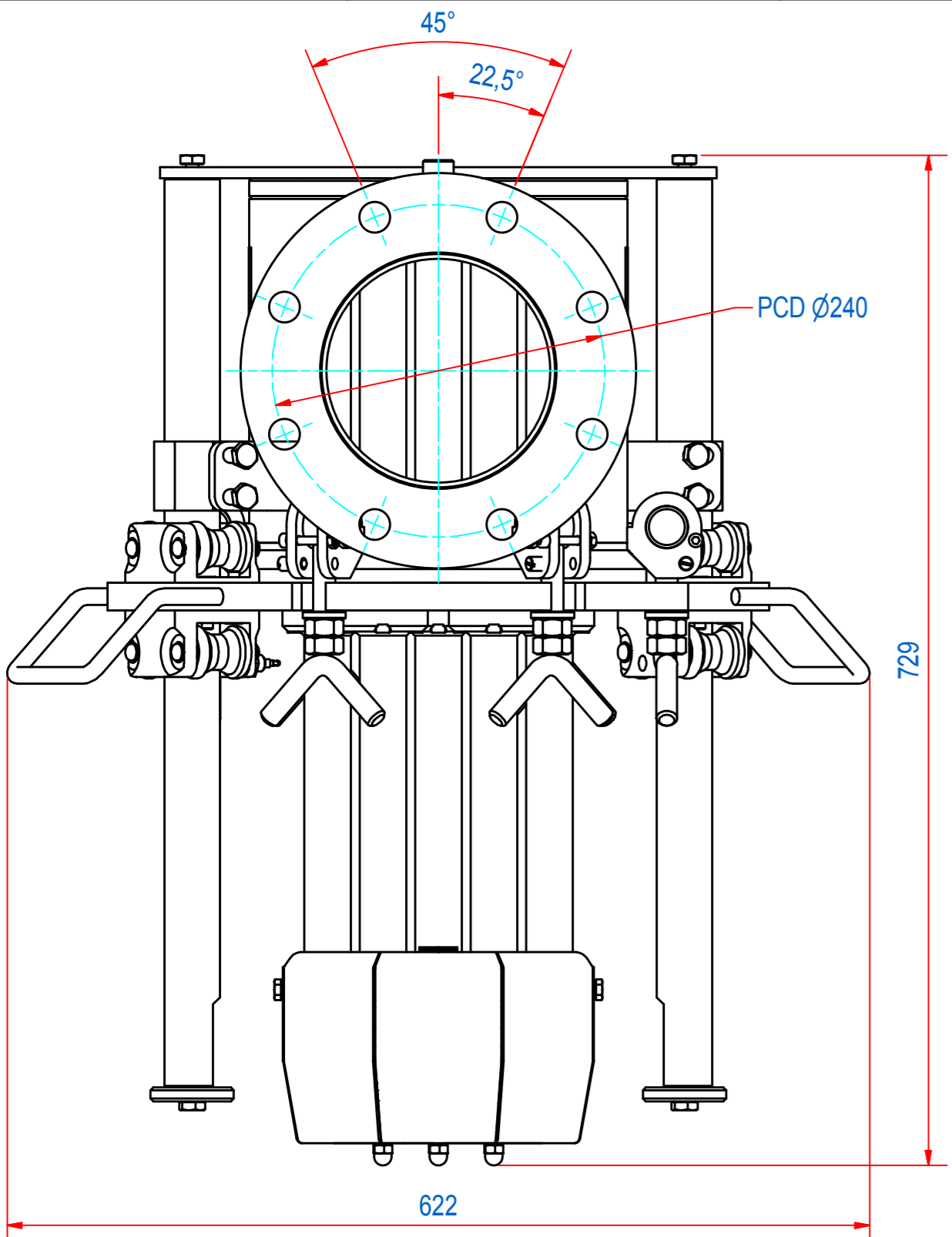



REV	DATE	BY	DESCRIPTION
B	20-9-2017	AvD	ITEM 2 CHANGED (BACK PLATE ADDED)
C	16-10-2018	CR	TYPE PLATE AND WARNING STICKERS ADDED
D	4-12-2018	CR	VALVE (SENSOR) AND PUSH-IN Y CONNECTOR ADDED



ITEM	QTY	PART NUMBER	DESCRIPTION	Dimensions
15	1	1000.20056	STICK. PACEMAKER FORB. D=50	
14	1	1000.20055	STICKER MAGN. CARD FORB. D=50	
13	1	1000.20030	STICKER MAGNETIC FIELD small	
12	1	83.2570005	PUSH-IN Y-CONNECTOR QSY-8	
11	1	83.1500044	VALVE (SENSOR) 3/2 SVK-3-PK-3	
10	1	78.1272700	O-RING Ø272.4xØ7 EC1935	
9	6	60.0200006	NUT, HEX M6 - A2	M6
8	6	59.0000008	SLOT. SPRING PLUNGER M10X19 SS	
7	6	51.0206040	SCREW, HEX SH M6 x 40 - A2	M6 x 40
6	2	E0103492	NAME PLATE FILTER DN150 D273	
5	1	E0086453	TYPE PLATE FILTER SFN	
4	2	A120653	ALIGNMENT ROD D40	
3	1	A120649	FS200 TOP PNEU D34 ASSY WHEELS	
2	6	A120504	FS000 TOGGLE SET M16	
1	1	E0007004	FILTER HOUSE EN1092-1 DN150	

RAW MAT.	QTY	MAT. NUMBER	MAT. DESCRIPTION	LENGTH (mm)	WIDTH (mm)
⊕	Sheet:	Extra info:		General tolerance:	
Drawn:	Weight (kg):			ISO 2768 - mK	
Date:	25-7-2013			Drawn according:	
Spare part:	False			ISO268; ISO1101; ISO2553	
Quick search:	FP200			Status:	
Description:	SFN-150-IF-05Q-HT-F1M-S-B-B			Standard	
			Customer reference number:		
			File number:		E0082819
			Part number:		SSFNP15038
			Rev:		D
			Rev:		D



© All rights reserved. Reproduction is not permitted without written permission of GOUDSMIT Magnetic Systems BV