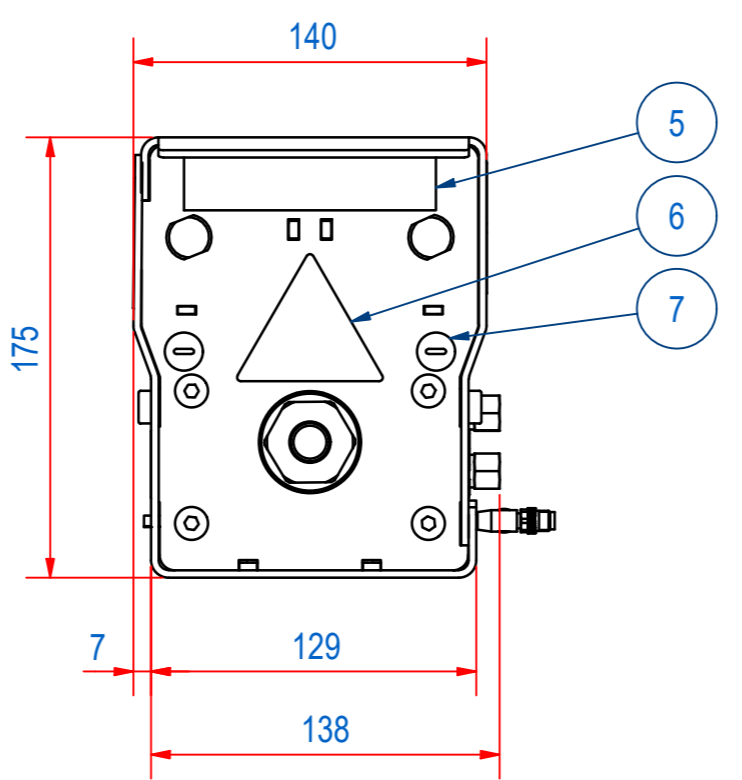
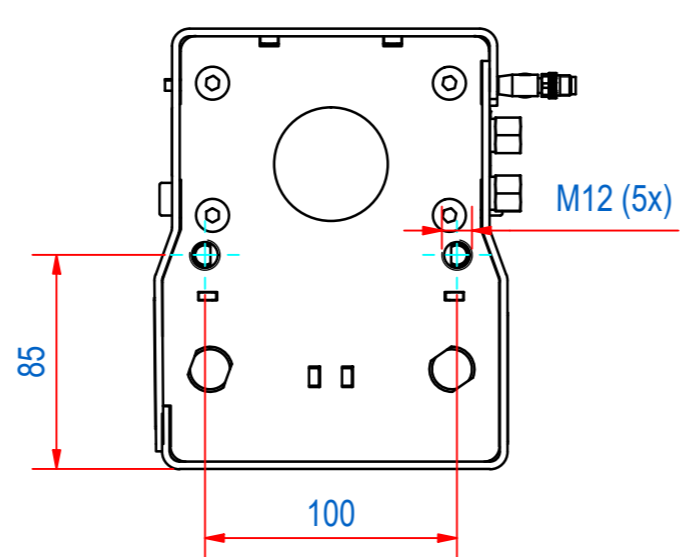
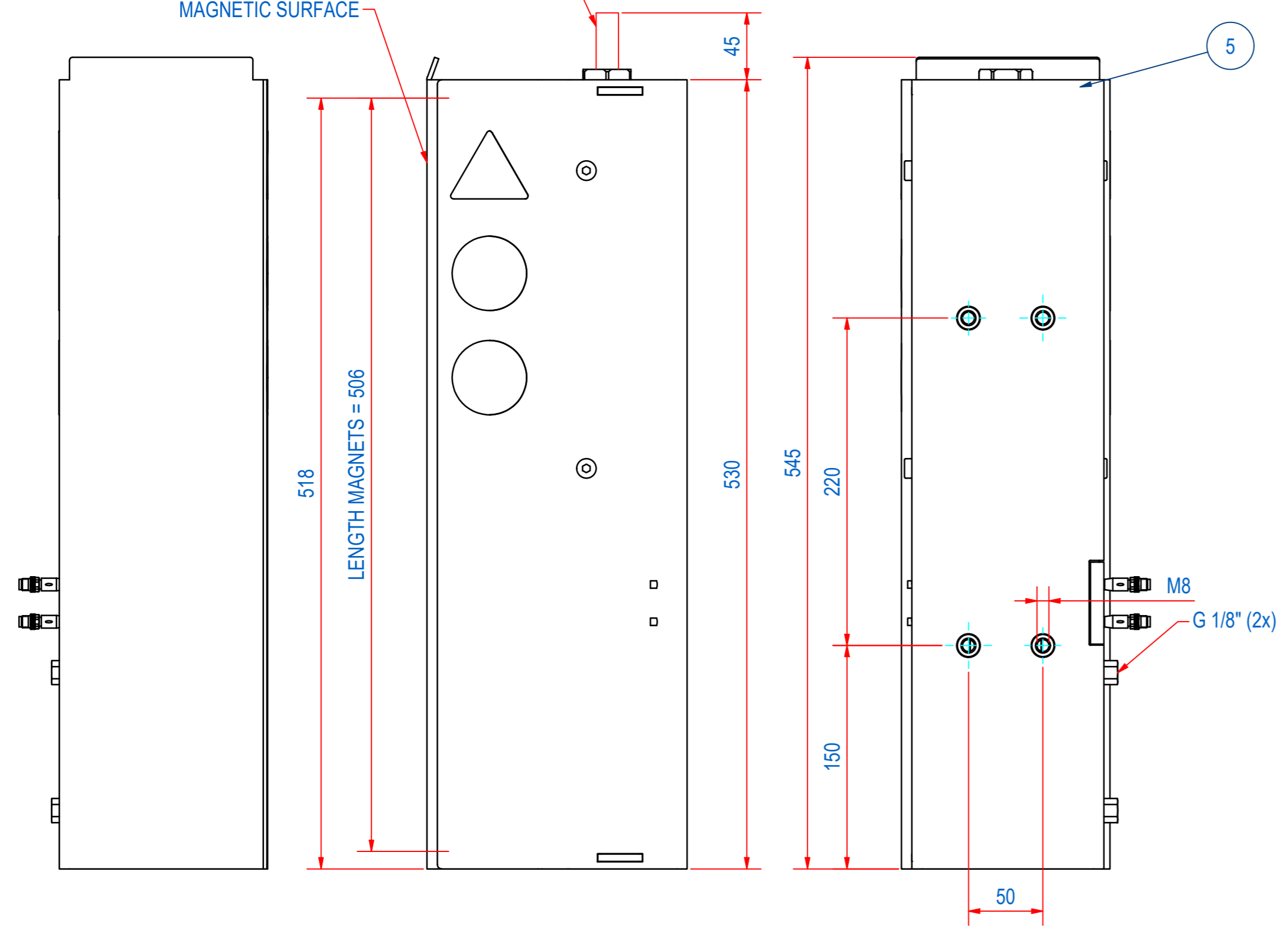


3	2	1
DOC.NR.	REV	DATE
TPSP125301	C	17-1-2020
TPSP125301	D	25-2-2022
TPSP125301	E	3-2-2023
BY	GS	LH
DESCRIPTION		
SENSORS + STICKER ADDED		
TEXT OPERATING PRESSURE CHANGED INTO 6-10 BAR		
SOURCE CODE ADDED		



INDICATOR  
COLOR: RED  
APPEARS WHEN MAGNET IS "ON"

MAGNETIC SURFACE



OPERATING PRESSURE = 6 - 10 Bar

ITEM	QTY	PART NUMBER	DESCRIPTION	Dimensions
8	1	E0127201	STICKER GOUDSMIT W172 H26	
7	4	E1YQ290012	DOME PLUG PA V-N-FS M12x1.5 GR	
6	1	E0109252	STICKER SHEET SEP WARNING small	
5	1	P190398	STICKER GOUDSMIT 100X23	
4	2	1000.20030	STICKER MAGNETIC FIELD 50mm	
3	2	1000.20055	STICKER ARTICLES FORBID D50	
2	2	1000.20056	STICK. PACEMAKER FORB. D=50	
1	1	E0082440	HSS-ASSY SHEET SEPARATOR 530	

RAW MAT.	Quantity	Material Number	Material Description	Length (mm)	Width (mm)
	1				
Sheet:		A2	Extra info: BRAM 530	General tolerance: ISO 2768 - mK	
Drawn:		GS	Weight (kg): 36	Drawn according: ISO268; ISO1101; ISO2553	
Date:		19-6-2019		Status: Standard	
Spare part:		False	Source: MC-C	Customer reference number:	
Quick search:		TPSP140		Document number: TPSP125301	Doc.Rev: E
Description:		HSS-N-PF-140x175-0530-B		Part number: TPSP125301	Rev: E



© All rights reserved. Reproduction is not permitted without written permission of GOUDSMIT Magnetic Systems BV